

MONTHLY MEMBERSHIP PROGRESS REPORT

District 30 M

Results as of: 11/30/2023

GMT:

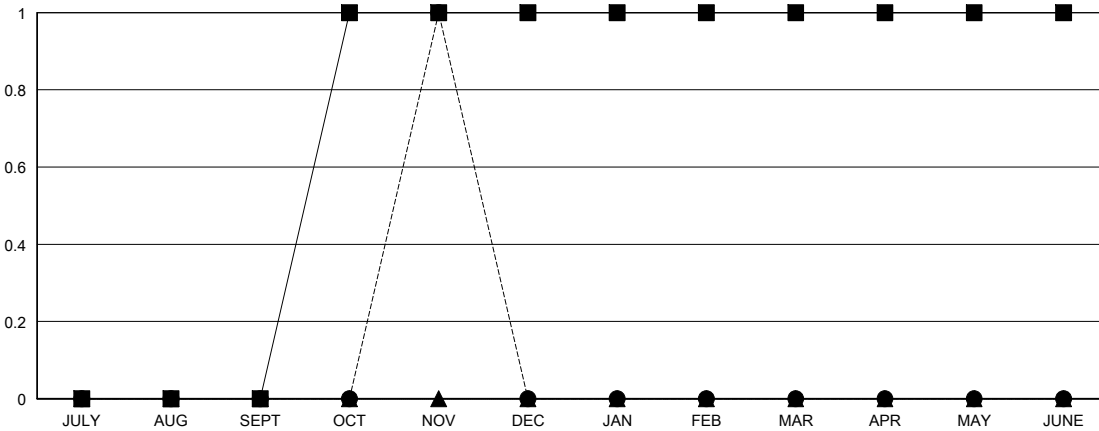
LOCATION MISSISSIPPI

GMT CA

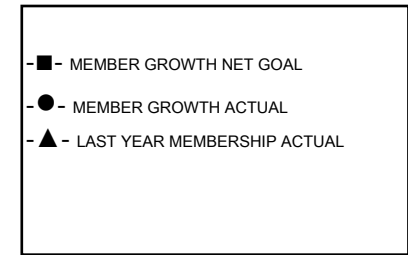
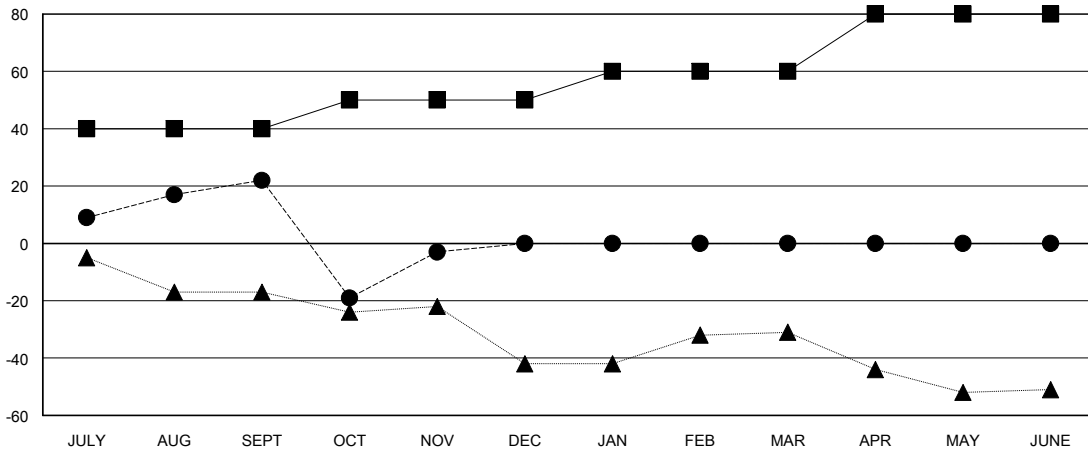
Clubs			
RESULTS FOR 2023-2024			
QUARTER	NEW CLUB GOAL	NEW CLUBS	DROPPED CLUBS
JULY/AUG/SEPT	0	0	0
OCT/NOV/DEC	1	1	1
JAN/FEB/MAR	0	0	0
APR/MAY/JUNE	0	0	0

Members			
RESULTS FOR 2023-2024			
QUARTER	MEMBER GROWTH NET GOAL	MEMBER GROWTH ACTUAL	DROPPED MEMBERS ACTUAL (including transfers)
JULY/AUG/SEPT	40	35	10
OCT/NOV/DEC	10	39	49
JAN/FEB/MAR	10	0	0
APR/MAY/JUNE	20	0	0

GOALS AND ACTUAL NEW CLUBS CUMULATIVE



GOALS AND ACTUAL MEMBERS CUMULATIVE



DROPPED CLUBS: 1	13 CLUBS OF 46 ADDED 1 OR MORE NEW MEMBERS	GENDER DISTRIBUTION MALE 582 (71.94%) FEMALE 227 (28.06%)
DROPPED MEMBERS DECEASED 6 CLUB CANCELLED 0 OTHER 53 TOTAL 59	CLICK HERE FOR CUMULATIVE MEMBERSHIP DATA	TOTAL FAMILY UNIT MEMBERS 106 FAMILY MEMBERS PAYING HALF DUES 54